

EN BANC ARGUMENT SCHEDULED FOR DECEMBER 17, 2014**Case No. 14-5018**

**IN THE UNITED STATES COURT OF APPEALS
FOR THE DISTRICT OF COLUMBIA CIRCUIT**

Jacqueline Halbig, *et al.*,
Plaintiffs-Appellants,

v.

Sylvia Mathews Burwell, in her official capacity as
Secretary of Health and Human Services, *et al.*,
Defendants-Appellees.

Appeal from the United States District Court for the District of Columbia

**AMICUS CURIAE BRIEF OF PUBLIC HEALTH DEANS, CHAIRS, AND
FACULTY IN SUPPORT OF APPELLEE**

H. Guy Collier*
Ankur J. Goel*
Cathy Z. Scheineson
Amandeep S. Sidhu
Lauren A. D'Agostino
MCDERMOTT WILL & EMERY LLP
The McDermott Building
500 North Capitol Street, NW
Washington, DC 20001
Telephone: 202-756-8000
Facsimile: 202-756-8087
gcollier@mwe.com

Dated: November 3, 2014

Counsel for *Amici Curiae*
Counsel of Record

CORPORATE DISCLOSURE STATEMENT

Pursuant to Federal Rules of Appellate Procedure 26.1 and 29(a) and Circuit Rules 26.1 and 29(b), deans and professors of public health and public health law (“Public Health Deans, Chairs, and Faculty”) hereby state that:

1. Public Health Deans, Chairs, and Faculty are deans, chairs, and professors at leading public health and public health law schools in the United States.

2. No party to this filing has a parent corporation, and no publicly held corporation owns 10% or more of the stock of any party to this filing.

CERTIFICATE AS TO PARTIES, RULING, AND RELATED CASES

Pursuant to D.C. Circuit Rule 28(a)(1), *Amici* Public Health Deans, Chairs, and Faculty submit this certificate as to parties, rulings, and related cases.

Parties

To *amici*'s knowledge, other than *Amici* Public Health Deans, Chairs, and Faculty, the briefs of Appellants have listed all parties and participants in the proceedings below.

Ruling Under Review

To *amici*'s knowledge, references to the Ruling Under Review appear in the Briefs for Appellants.

Related Cases

To *amici*'s knowledge, this case has not previously been before this Court and there are no pending related cases.

Statement Regarding Appendix

Amici Public Health Deans, Chairs, and Faculty adopt the Joint Appendix filed by Appellants.

TABLE OF CONTENTS

CORPORATE DISCLOSURE STATEMENT	ii
CERTIFICATE AS TO PARTIES, RULING, AND RELATED CASES	iii
TABLE OF AUTHORITIES	vii
STATEMENT OF IDENTITY, INTEREST OF THE <i>AMICI CURIAE</i> , AND SOURCE OF AUTHORITY TO FILE	1
STATEMENT OF AUTHORSHIP AND FINANCIAL CONTRIBUTION	2
INTRODUCTION AND SUMMARY OF ARGUMENT	3
ARGUMENT	6
I. ELIMINATING ACCESS TO THE PREMIUM TAX CREDIT FOR RESIDENTS OF THE 34 STATES THAT HAVE NOT ELECTED TO ESTABLISH A STATE EXCHANGE WILL HARM POPULATION HEALTH AND DEFEAT THE PUBLIC HEALTH GOALS OF THE ACA.	6
A. The ACA Rests On A Population-Wide Health Goal Of Near-Universal Access To Insurance – A Goal Of Special Importance To Residents Of States That Have Not Elected To Establish A State Exchange And Whose Populations Tend To Experience The Greatest Health Risks.	6
B. Eliminating Access To The Premium Tax Credit For FFE State Residents Will Exacerbate Already-Existing Income-Based, Racial, And Ethnic Health Disparities That Affect The Populations Of FFE States Compared To The Rest Of The Nation.	12

C.	Because Most Of The FFE States Also Have Opted Out Of Expanding Their State Medicaid Programs, The Near-Poor In Those States Are Entirely Dependent On The Premium Tax Credit To Afford Health Insurance Coverage.....	13
II.	BECAUSE OF THE PROVEN NEXUS BETWEEN INSURANCE COVERAGE AND HEALTH STATUS, THE ACA WAS INTENDED TO ACHIEVE NEAR-UNIVERSAL HEALTH INSURANCE COVERAGE IN ALL STATES.....	22
A.	The Overriding Purpose Of The ACA Was To Enact National Health Reform, Specifically By Ensuring The Availability Of Affordable Health Insurance Coverage For All Americans.	22
1.	The Purpose Of The ACA Was To Enact Comprehensive Health Reform On A National Scale.	22
2.	The ACA’s Structure Underscores That Exchanges Exist As A <i>National</i> Public Health Intervention To Connect Americans To Affordable Coverage.....	24
B.	Eliminating The Premium Tax Credits And Thus Diminishing The Affordability And Likelihood Of Insurance In The Very States Whose Residents Most Need Coverage Would Eviscerate The Public Health Goals Of The ACA.....	26
C.	This Court Should Affirm The District Court’s Order To Avoid Conflicting With The Express Purpose Of The ACA And Causing Absurd Results.....	27
	CONCLUSION.....	28
	APPENDIX A: LIST AND DESCRIPTION OF <i>AMICI CURIAE</i>	30
	APPENDIX B: DATA TABLES.....	36

Table 1: Number and Characteristics of Nonelderly Residents of Federally-Facilitated Exchange vs. State-Based Exchange States in 2013	36
Table 2: Estimated Number of People Receiving Federal Premium Tax Credits, Average Monthly Value of Tax Credits, and Annual Value of Tax Credits in Federally-Facilitated Exchange States as of April 2014	37
Table 3: Health Insurance Coverage by Age in 34 States Electing Not to Establish a State-based Exchange.....	39
Table 4: Economic and Health Insurance Status of Minority Populations: States Electing State-based Exchanges versus States Electing Not to Establish a State-based Exchange	40
Table 5: Key Health Indicators of State Residents: States Electing to Establish a State-based Exchange versus Electing to Use the Federally-Facilitated Exchanges.....	41
CERTIFICATE OF COMPLIANCE WITH D.C. CIRCUIT RULE 29(D) REGARDING SEPARATE BRIEFING	43
CERTIFICATE OF COMPLIANCE.....	44

TABLE OF AUTHORITIES

CASES

<i>Burwell v. Hobby Lobby Stores, Inc.</i> , 134 S. Ct. 2751 (2014)	7
<i>Comm’r v. Brown</i> , 380 U.S. 563 (1965)	28
<i>Halbig, et al. v. Burwell, et al.</i> , 758 F.3d 390 (D.C. Cir. 2014)	4, 5
<i>In Re Trans Alaska Pipeline Rate Cases</i> , 436 U.S. 631 (1978)	28
<i>King, et al. v. Burwell, et al.</i> , 759 F.3d 358 (4th Cir. 2014)	5
<i>Kloeckner v. Solis</i> , 133 S. Ct. 596 (2012)	27
<i>United States v. Kirby</i> , 74 U.S. 482 (1868)	28

RULES

D.C. Circuit Rule 28(a)(1)	iii
D.C. Circuit Rule 29	1
Fed. R. App. P. 29	1
Fed. R. App. P. 29(c)(5)	2

STATUTES

42 U.S.C. §18041(c)(1)(B)(i) and (ii)	7
ACA § 1312(d), codified at 42 U.S.C. § 18032(d) (2011)	25
ACA § 1501(a)(2), codified at 42 U.S.C. § 18091(2) (2011)	22
ACA § 1502(a)(2)(E), codified at 42 U.S.C. § 18091(2)(E)	23
ACA § 3001, codified at 42 U.S.C. § 280j (2011)	23
ACA § 4001(a), codified at 42 U.S.C. § 300u-10 (2011)	23
ACA § 4004(a), codified at 42 U.S.C. § 300u-12(a) (2011)	23

CONGRESSIONAL MATERIALS

S. Con. Res. 6, 111th Cong., 155 Cong. Rec. S2164–02 (2009)	6, 15
---	-------

OTHER AUTHORITIES

- Amy Burke, Arpit Misra, and Steven Sheingold, *Premium Affordability, Competition, and Choice in the Health Insurance Marketplace, 2014*, Office of the Assistant Secretary for Planning and Evaluation (ASPE), HHS, June 18, 2014 (<http://aspe.hhs.gov/health/reports/2014/Premiums/2014MktPlacePr emBrf.Pdf>)37, 39
- Andrew P. Wilper, *et al.*, *Health Ins. and Mortality in US Adults*, AM. J. PUB. HEALTH, Dec. 2009, at 2289.....17
- Benjamin D. Sommers, M.D., Ph.D., et al., *Health Reform and Changes in Health Insurance Coverage in 2014*, *New Eng. J. Med.*, Aug. 28, 2014, at 867, <http://www.nejm.org/doi/full/10.1056/NEJMsr1406753>.....21, 22
- Benjamin D. Sommers, MD, PhD; Sharon K. Long, PhD; and Katherine Baicker, PhD, *Changes in Mortality after Massachusetts Health Care Reform: A Quasi-experimental Study*, *Ann. Intern. Med.*, May 2014, at 585, <http://annals.org/article.aspx?articleid=1867050>20
- * Center for Disease Control and Prevention’s 2013 Behavioral Risk Factor Surveillance System, http://www.cdc.gov/brfss/annual_data/annual_2013.html.....41, 42
- Comm. on the Consequences of Uninsurance; Bd. on Health Care Servs. (HCS); & Inst. of Med. (IOM), *A SHARED DESTINY: COMMUNITY EFFECTS OF UNINSURANCE* (The National Academies Press ed. 2003).....19, 20
- * Committee on the Consequences of Uninsurance; Bd. on Health Care Services (HCS) & Inst. of Med. (“IOM”), *CARE WITHOUT COVERAGE: TOO LITTLE, TOO LATE* (The National Academies Press ed. 2002) 16, 17, 18, 19
- Health Insurance Marketplace: January Enrollment Report for the Period: Oct. 1, 2013 – Feb. 1, 2014, 22–24 (Dep’t Health & Human Serv. Feb. 12, 2014)4
- J. Michael McWilliams, *Health Consequences of Uninsurance Among Adults in the United States: Recent Evidence and Implications*, *MILBANK Q*, June 2009, at 443.18

John Z. Ayanian, <i>et al.</i> , <i>Unmet Health Needs of Uninsured Adults in the United States</i> , JAMA, Oct. 25, 2000, at 2061.	18
KAISER FAMILY FOUNDATION, <i>Births of Low Birthweight as a Percent of All Births by Race/Ethnicity</i> , http://kff.org/other/state-indicator/low-birthweight-by-raceethnicity/ (last visited Oct. 13, 2014)	41
KAISER FAMILY FOUNDATION, <i>Infant Mortality Rate (Deaths per 1,000 Live Births), Linked Files, 2007-2009</i> , http://kff.org/other/state-indicator/infant-death-rate/ (last visited Oct. 13, 2014)	41
KAISER FAMILY FOUNDATION, <i>Number of Births</i> , http://kff.org/other/state-indicator/number-of-births/ (last visited Oct. 13, 2014)	41
Michelle Andrews, <i>Deaths Rising for Lack of Health Ins., Study Finds</i> , N.Y. Times, Feb. 26, 2010, http://prescriptions.blogs.nytimes.com/2010/02/26/deaths-rising-due-to-lack-of-insurance-study-finds/?_php=true&_type=blogs&_r=0	16
National Health and Nutrition Examination Survey (“NHANES”), 2011-2012 (Dep’t Health & Human Serv. Centers for Disease Control and Prevention Nat’l Center for Health Statistics 2012)	13
NATIONAL WOMEN’S LAW CENTER, <i>People in Medically Underserved Areas (%)</i> , http://hrc.nwlc.org/status-indicators/people-medically-underserved-areas (last updated June 7, 2010).....	42
* U.S. CENSUS BUREAU, 2013 American Community Survey, http://factfinder2.census.gov/faces/nav/jsf/pages/searchresults.xhtml?refresh=t	3, 6, 36
* U.S. CENSUS BUREAU, Current Population Survey (2014), CPS Table Creator, http://www.census.gov/cps/data/cpstablecreator.html	40
US Census Bureau Intercensal Population Estimates as of July 1, 2010, http://www.census.gov/popest/data/intercensal/state/state2010.html	42

Amici curiae Public Health Deans, Chairs, and Faculty submit this brief in support of Appellee Burwell,¹ in her official capacity as Secretary of the Department of Health and Human Services. Public Health Deans, Chairs, and Faculty urge this Court to affirm the District Court's order granting Summary Judgment to Defendant-Appellee Sebelius.

**STATEMENT OF IDENTITY, INTEREST OF THE *AMICI CURIAE*,
AND SOURCE OF AUTHORITY TO FILE**

Amici curiae are deans, departmental chairs, and faculty members of public health and public health law. *Amici* include deans, chairs, and faculty from some of the leading schools of public health in the United States listed in Appendix A. *Amici curiae* are engaged in the policy and science of protecting and improving the health of communities through education, promotion of healthy lifestyles, and research to reduce disease and prevent injury. *Amici* believe that the public's health will be adversely affected if the decision of this Court's original panel is not overturned and the District Court's order is not affirmed. This brief is filed with the consent of all parties and pursuant to Federal Rule of Appellate Procedure 29 and U.S. Court of Appeals for the D.C. Circuit Rule 29.

¹ Original Appellee Kathleen Sebelius, named in her official capacity as Secretary of the Department of Health and Human Services, resigned on June 9, 2014 and was replaced by Sylvia Mathews Burwell.

STATEMENT OF AUTHORSHIP AND FINANCIAL CONTRIBUTION

Pursuant to Rule 29(c)(5), Fed. R. App. P., Public Health Deans, Chairs, and Faculty state that no party or person other than *amici* and their counsel participated in or contributed money for the drafting of this brief.

INTRODUCTION AND SUMMARY OF ARGUMENT

Based upon the incontrovertible evidence that health insurance coverage improves access to health care and health, Congress structured the Patient Protection and Affordable Care Act of 2010 (“ACA”) to provide near-universal access to affordable insurance. To ensure that coverage is affordable, the ACA creates a federal Health Insurance Premium Tax Credit (“Premium Tax Credit”) that is projected to benefit approximately 26.7 million Americans who otherwise lack public or private health insurance and have qualifying incomes.² An estimated 18 million children and adults – nearly 70% of this 26.7 million-person total – reside in states that for either political or practical reasons have chosen to use the federally-facilitated exchange (“FFE”) for linking lower-income residents with affordable health insurance coverage.³

The argument advanced by Plaintiffs-Appellants – accepted by two-thirds of the original panel in its July 22, 2014 decision and then vacated by the Court for *en banc* review – completely undermines the law’s fundamental goal of near-

² See U.S. CENSUS BUREAU, 2013 American Community Survey, <http://factfinder2.census.gov/faces/nav/jsf/pages/searchresults.xhtml?refresh=t>.

³ *Id.*

universal coverage for all Americans by conditioning Premium Tax Credits on whether states can and will run a state-based exchange (“SBE”).⁴

Thirty-four states – some for political reasons, others out of practical considerations – have chosen to use the FFE.⁵ The FFE states are home to approximately two-thirds of the American population. Residents of states using the FFE are poorer – and in worse health – than those who live in states that have established a SBE. If this Court accepts the ruling of the majority of the original panel and overturns the lower court decision, millions of children and adults will

⁴ The majority in the panel decision held that “the ACA unambiguously restricts the section 36B subsidy to insurance purchased on Exchanges ‘established by the State.’” *Halbig, et al. v. Burwell, et al.*, 758 F.3d 390, 394 (D.C. Cir. 2014). The dissent noted that “[t]his case is about Appellants’ not-so-veiled attempt to gut the [ACA].” *Id.* at 412-13.

⁵ The 34 FFE states include the seven partnership exchange states (Arkansas, Delaware, Illinois, Iowa, Michigan, New Hampshire, and West Virginia) and the 27 states whose exchanges are run fully by the FFE in 2014: Alabama, Alaska, Arizona, Florida, Georgia, Indiana, Kansas, Louisiana, Maine, Mississippi, Missouri, Montana, Nebraska, New Jersey, North Carolina, North Dakota, Ohio, Oklahoma, Pennsylvania, South Carolina, South Dakota, Tennessee, Texas, Utah, Virginia, Wisconsin, and Wyoming. Health Insurance Marketplace: January Enrollment Report for the Period: Oct. 1, 2013 – Feb. 1, 2014, 22–24 (Dep’t Health & Human Serv. Feb. 12, 2014) [hereinafter HHS Report].

Fourteen states (plus the District of Columbia) have implemented their own SBEs: California, Colorado, Connecticut, Hawaii, Kentucky, Maryland, Massachusetts, Minnesota, Nevada, New York, Oregon, Rhode Island, Vermont and Washington. *Id.* Idaho and New Mexico are federally supported SBEs for 2014; they are using the FFE website platform for 2014. *Id.*

continue to go without insurance. Indeed, Plaintiff-Appellants' position suggests that in designing the ACA, Congress decided to roll the dice on the American people, when in fact the entire legislative fabric of the ACA points in the opposite direction. Because of the intimate nexus between insurance coverage, health care access, and health, a decision upholding the original panel's decision in favor of the Plaintiffs-Appellants will irretrievably compromise the ACA's public health improvement goals by eliminating access to affordable insurance in the FFE states for those with lower incomes. The Court should consider and adopt the panel's dissent, which noted that "the proposed judgment of the majority defies the will of Congress and the permissible interpretations of the agencies to whom Congress has delegated the authority to interpret and enforce the terms of the ACA . . ." *Id.* at 427. The Court should also consider the unanimous panel decision in *King, et al. v. Burwell, et al.* – decided on the same day as the panel's decision in this case – where the court deferred to the agency's determination below as "a permissible exercise of the agency's discretion." *Id.*, 759 F.3d 358, 363 (4th Cir. 2014).

Accordingly, this Court should affirm the District Court's Order to preserve access to Premium Tax Credits for millions of otherwise eligible taxpayers living

in the 34 FFE states – a total of 18 million people.⁶

ARGUMENT

I. ELIMINATING ACCESS TO THE PREMIUM TAX CREDIT FOR RESIDENTS OF THE 34 STATES THAT HAVE NOT ELECTED TO ESTABLISH A STATE EXCHANGE WILL HARM POPULATION HEALTH AND DEFEAT THE PUBLIC HEALTH GOALS OF THE ACA.

A. The ACA Rests On A Population-Wide Health Goal Of Near-Universal Access To Insurance – A Goal Of Special Importance To Residents Of States That Have Not Elected To Establish A State Exchange And Whose Populations Tend To Experience The Greatest Health Risks.

The ACA rests on a fundamental premise: universal coverage is vital to improving the health of the American population. That this premise was front and center in Congress, even at the earliest point in the debate over health reform, is without question.⁷ Yet Plaintiffs-Appellants would deny affordable insurance to millions simply because they happen to live in one of 34 states that has elected not to establish a state Exchange and thus rely on the FFE either wholly or as State

⁶ See U.S. CENSUS BUREAU, 2013 American Community Survey, <http://factfinder2.census.gov/faces/nav/jsf/pages/searchresults.xhtml?refresh=t>.

⁷ See S. Con. Res. 6, 111th Cong., 155 Cong. Rec. S2164–02 (2009) (Senate Concurrent Resolution 6 – Expressing the Sense of Congress that National Health Care Reform Should Ensure that the Health Care Needs of Woman and All Individuals in the United States are Met). The Resolution, which came well before the Congressional Committees had even begun consideration of bills, explicitly reviewed the body of evidence linking the absence of health insurance coverage to elevated health risks across the American population, including excess and preventable death and disability.

Partners.⁸ About two-thirds of the nation's population – about 200 million people – live in the 34 FFE states.⁹

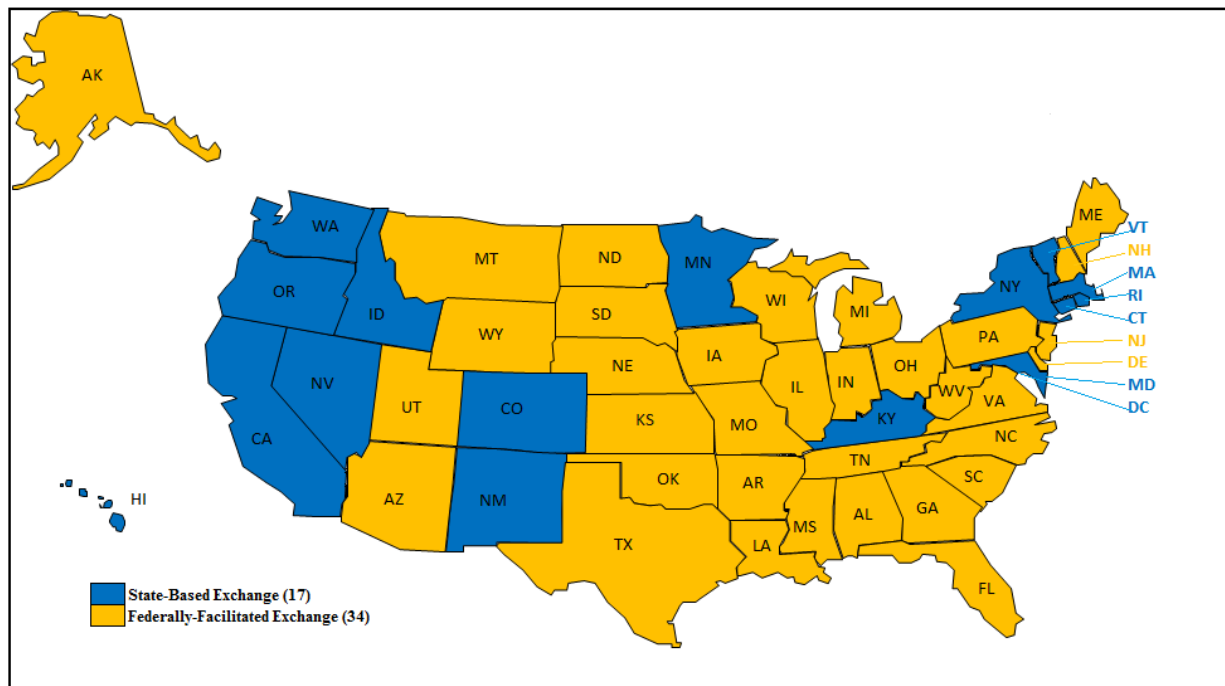
Premium Tax Credits bear no resemblance to a state grant-in-aid program such as Medicaid, in which states have considerable discretion over the reach of the intervention. Instead, the Premium Tax Credits made available under the ACA are part of federal tax policy, which the United States Supreme Court has emphasized as nationally uniform in nature. *See, e.g., Burwell v. Hobby Lobby Stores, Inc.*, 134 S. Ct. 2751 (2014). To deny access to Premium Tax Credits simply because of an individual's place of residence will not only leave tens of millions without access to affordable coverage, but will further exacerbate the racial, ethnic, and income-based health disparities that already exist between the populations of states that rely on the FFE for philosophical or practical reasons and those states that for reasons of philosophy plus technical capability are willing and able to operate their own Exchanges.

⁸ Oregon, New Mexico, and Nevada have established a state Exchange but use the federally-facilitated Exchange IT platform for open enrollment 2015.

⁹ A total of 37 states use the FFE, but three of these states – Oregon, Nevada, and New Mexico – have elected to establish an Exchange but also to use the FFE for operational purposes in the individual market, as provided under 42 U.S.C. §18041(c)(1)(B)(i) and (ii). These state-based Exchanges are federally-supported but are not treated as FFE states under the law.

Depriving people of federal assistance – simply because their state happens to use the FFE – would produce cruel and absurd results that are contrary to the law. **Figure 1** shows all states that have not elected to establish a state-based Exchange and that use the FFE, either wholly or as a State Partner.

Figure 1: State-Based Exchanges and Federally-Facilitated Exchanges For Open Enrollment 2015



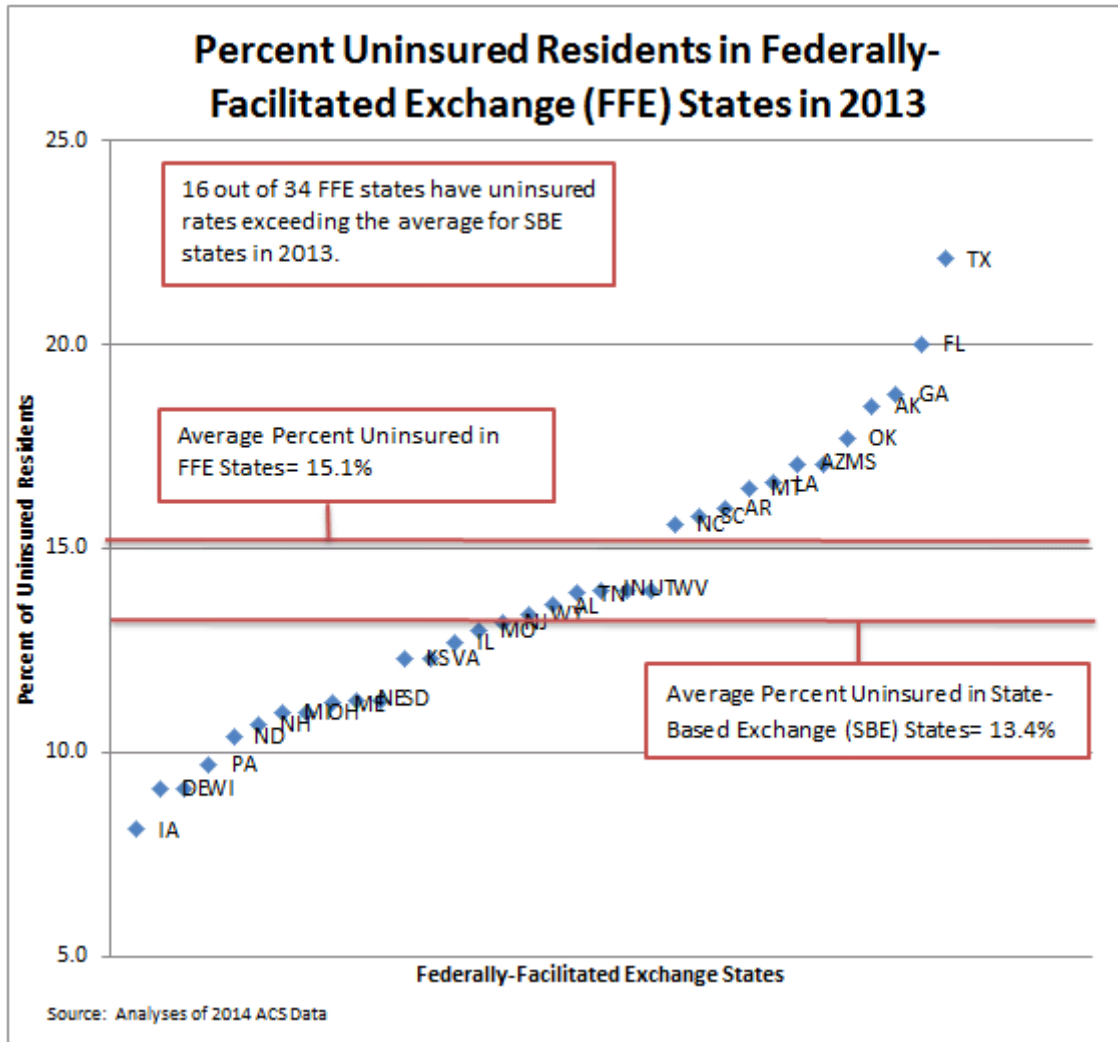
As **Table 1** further shows (*see Appendix B*), these 34 states accounted for 171.6 million out of 264.8 million nonelderly U.S. residents in 2013. The 34 FFE states also accounted for two-thirds – 84.8 million – of the 150.5 million U.S. residents whose 2013 incomes fell within the eligibility range for Premium Tax

Credits (between 100% and 400% of the poverty level¹⁰) in 2013. The FFE states are home to the nation's most vulnerable residents. As of April 2014, **Table 2** shows the FFE states accounted for nearly 4.7 million¹¹ U.S. residents who received premium tax credits, 87% percent of all tax credit recipients. Census data show that prior to implementation of the Exchange, residents of the 34 FFE states accounted for 30.6 million out of 45.2 million uninsured U.S. residents – 68% of the uninsured. Moreover, **Table 3** also shows that being uninsured affected a larger proportion of the population of the FFE states (15.1% compared to the national average of 14.5%). As evidenced by **Figure 2**, the scatterplot graph below, the FFE states exhibited a higher rate of un-insurance prior to implementation of the Exchange.

¹⁰ In Medicaid expansion states, the income threshold for Premium Tax Credits begins at 138% of the Federal Poverty Level (“FPL”) (the point at which Medicaid income eligibility ceases) and phases out at 400% of the FPL. In states that have not expanded Medicaid to cover all non-elderly adult residents with incomes below 138% of the FPL, the threshold income eligibility for Premium Tax Credits begins at 100% and phases out at 400% of the FPL.

¹¹ Table 2 includes Idaho and New Mexico, which as of the time of the study, had elected to establish a state-based Exchange but relied on the federal IT platform. Together these states account for slightly less than 100,000 of the 4.7 million premium subsidy recipients in FFE states.

Figure 2: Percent Uninsured Residents in Federally-Facilitated Exchange States in 2013



Were Premium Tax Credits to be terminated in the FFE states, coverage disparities would inevitably widen over time as residents of FFE states fail to match the coverage gains in SBE states – precisely the opposite effect from what Congress intended.

Included among the uninsured populations living in FFE states are especially vulnerable sub-populations, as shown in **Tables 3 and 4**. In 2013, the uninsured

population in the FFE states included 8.7 million older adults, ages 45 to 64.

(Table 3). Indeed, in 2013, over two-thirds of the nation's 12.8 million uninsured older adults – who tend to have more serious health conditions and need more assistance with medical bills – resided in FFE states. (*Id.*) Their age and more vulnerable health status mean that these older adults face extraordinary difficulty finding affordable coverage without subsidies, and yet they are too young to qualify for Medicare.

Table 4 shows that the FFE states were home to the majority of low and moderate income and uninsured African Americans. **Table 4** also shows that the majority of low-to-moderate income and uninsured Hispanic Americans lived in the 34 FFE states. As further depicted in **Table 4**, prior to Exchange implementation, Non-Hispanic African Americans and Hispanic Americans who reside in one of the 34 FFE states were more likely to be both low-to-moderate income and uninsured.

Were Premium Tax Credits suddenly to be taken from the residents of the 34 FFE states who had received such assistance as of April 2014, **Table 2** shows that more than 4.6 million people would lose tax credits, at a value of nearly \$15 billion. Because being without another source of minimum essential coverage is a prerequisite for qualifying for Exchange coverage, virtually all of these individuals would revert to uninsured status.

B. Eliminating Access To The Premium Tax Credit For FFE State Residents Will Exacerbate Already-Existing Income-Based, Racial, And Ethnic Health Disparities That Affect The Populations Of FFE States Compared To The Rest Of The Nation.

Because poverty and poor health are more concentrated among the FFE states, eliminating Premium Tax Credits for residents of these states carries especially grave implications. Population health disparities between the FFE and SBE states were clearly evident even before implementation of the ACA. Compared to residents of SBE states, residents of the 34 FFE states are more likely to report being unable to see a doctor due to cost (16.6% versus 14.6%). (**Table 5.**) They are more likely to have infants born at low birth weight (8.5% versus 7.5%), a known risk factor for infant death and disability. (*Id.*) FFE state residents are more likely to have been told by a physician that they have diabetes (10.6% versus 9.5%), a condition that leads to health problems such as kidney disease, blindness, heart attacks, loss of limbs, and ultimately death. (*Id.*) FFE residents also are more likely to be overweight (65.3% versus 60.9%), a major risk factor for a host of health conditions. (*Id.*) FFE state residents are more likely to live in communities identified as medically underserved by the federal government as a result of elevated poverty and health risks and a shortage of primary care access (12.4% versus 10.1%). (*Id.*)

The role that insurance plays in addressing these population health disparities is extensively documented. Improved infant health, better management of obesity, and reduced health risks from conditions such as diabetes are associated with access to timely, appropriate and quality health care, which in turn is significantly associated with health insurance. For example, evidence drawn from the 2011-2012 National Health and Nutrition Examination Survey shows that 32% of uninsured people with diabetes remain undiagnosed, compared with 15% of people with diabetes who have insurance.¹² Health coverage can facilitate the medical care to diagnose diabetes and take actions to treat it to avoid more serious health consequences.

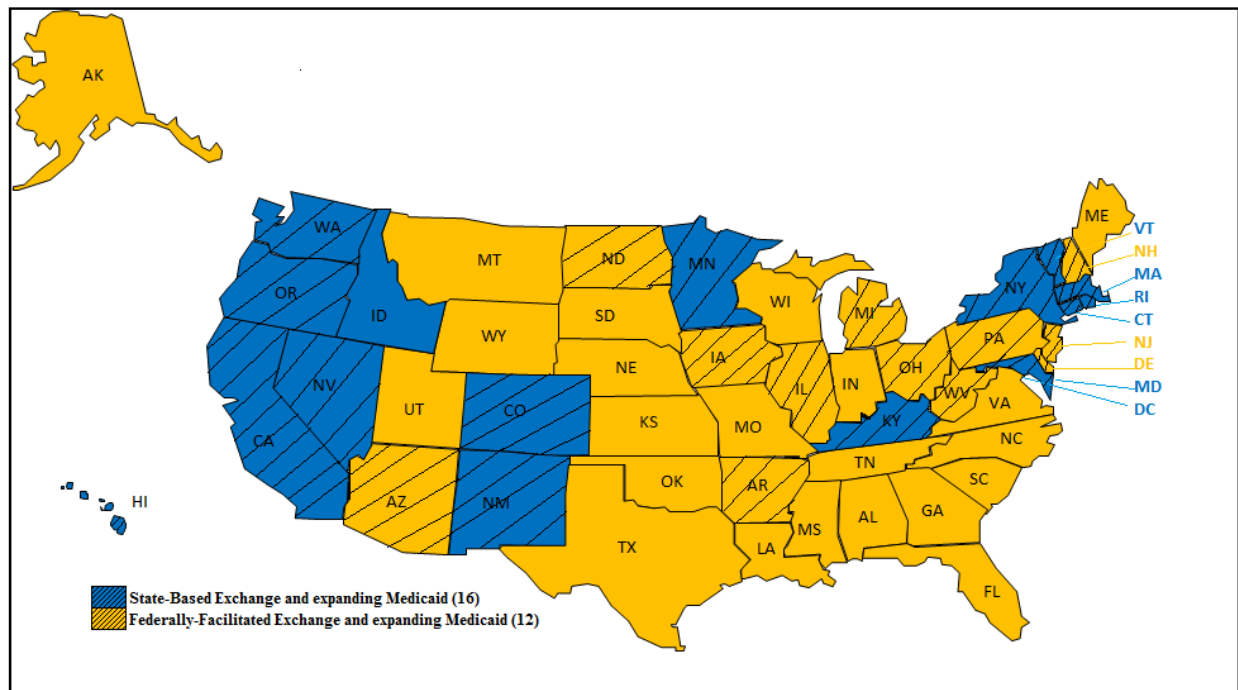
C. Because Most Of The FFE States Also Have Opted Out Of Expanding Their State Medicaid Programs, The Near-Poor In Those States Are Entirely Dependent On The Premium Tax Credit To Afford Health Insurance Coverage.

The loss of access to Premium Tax Credits in the FFE states would compound an already bad situation – especially for 3.9 million near-poor adults with incomes between 100% and 138% of the FPL (*see Table 2*) who live in FFE

¹² See National Health and Nutrition Examination Survey (“NHANES”), 2011-2012 (Dep’t Health & Human Serv. Centers for Disease Control and Prevention Nat’l Center for Health Statistics 2012). Analyses of the NHANES were conducted by Leighton Ku, Ph.D., George Washington University School of Public Health and Health Services, January 2014.

states. **Figure 3** shows that, as of the end of January 2014, 22 of the 34 FFE states have also opted out of the ACA Medicaid expansion, leaving nonelderly adults with incomes up to 138% of the FPL and not otherwise eligible for traditional coverage without any pathway to Medicaid,¹³ which was amended by the ACA to reach virtually all nonelderly low income adults with incomes up to 138% of the FPL.

Figure 3: Marketplace Status and Medicaid Expansion For Open Enrollment 2015



¹³ By contrast all SBE states (except Idaho) have expanded Medicaid to cover this population. Thus, in these states, residents with incomes between 138% and 400% of the FPL are eligible for the Premium Tax Credit.

In the states that do not expand Medicaid, the one avenue to affordable health insurance coverage for adults with incomes between 100% and 138% of the FPL is through Premium Tax Credits, which in the non-expansion states become available once the 100% of FPL threshold is reached. But if this Court upholds the original panel's ruling in the Plaintiffs-Appellants' favor, state residents in FFE states with incomes between 100% and 138% FPL will lose access to this critical federal assistance to obtaining coverage as well. Irrefutable evidence shows that access to health insurance promotes individual and community health and that Congress was aware of this nexus in enacting the ACA.

Underlying the fundamental population health goals of the ACA is a substantial body of evidence demonstrating the relationship between health insurance and increased access to health care, improved health outcomes, and mortality reduction.

In the earliest stages of the ACA debate, Members of Congress focused on the nexus between health reform and population health.¹⁴ In this regard, a veritable

¹⁴ *See supra* note 7, at S2165 (“Whereas the Institute of Medicine estimates that the cost of achieving full health insurance coverage in the United States would be less than the loss in economic productivity from existing coverage gaps....”); *see also* Michelle Andrews, *Deaths Rising for Lack of Health Ins., Study Finds*, N.Y. Times, Feb. 26, 2010, <http://prescriptions.blogs.nytimes.com/2010/02/26/deaths->

(continued...)

wealth of research documents the significant and positive effect of health insurance, not only on access to care, but on health itself.

The seminal body of research can be found in a multi-year study undertaken by the Institute of Medicine (“IOM”),¹⁵ whose 2002 exploration of the consequences of being uninsured led to a pivotal conclusion: more than 18,300 adults died in America annually because they lacked health insurance.¹⁶ The IOM Committee, whose members included leading figures in scientific research into public health, found, *first*, that health insurance is associated with better health outcomes among adults and with the receipt of appropriate care across a range of preventive, chronic and acute care; *second*, that older adults with chronic conditions are the most likely to realize the health benefits of coverage because of their greater need for health care; *third*, that populations facing the highest health risks (those with low incomes and members of racial and ethnic minority groups) stand to benefit the most from coverage, thereby leading to a reduction in

[rising-due-to-lack-of-insurance-study-finds/?_php=true&_type=blogs&_r=0](#) (summarizing the IOM research and reporting on a later update of its estimates).

¹⁵ The IOM is the medical/public health component of the Congressionally-chartered National Academy of Sciences.

¹⁶ Committee on the Consequences of Uninsurance; Bd. on Health Care Services (HCS) & Inst. of Med. (“IOM”), CARE WITHOUT COVERAGE: TOO LITTLE, TOO LATE, 163 (The National Academies Press ed. 2002) [hereinafter “CARE WITHOUT COVERAGE”].

disparities in health and health care; *fourth*, that comprehensive coverage (of the type that ultimately would be made available through subsidized, qualified health plans offered on an exchange) was most strongly associated with improved health; and *finally*, that were uninsured adults given stable coverage, their health would improve over time.¹⁷ The notion that based on these findings, Congress would leave access to Premium Tax Credits to the happenstance of state policy and politics is absurd.

The IOM's research was echoed in subsequent studies. One, which updated the earlier IOM estimate regarding the impact of being uninsured on life and health, significantly increased the earlier estimate – from 18,314 excess deaths in 2001 among Americans ages 25-64 to 35,327 in 2005. This study concluded that the uninsured are 1.4 times more likely to die from preventable causes.¹⁸ This disparity in deaths could be attributed in part to the fact that uninsured adults are less likely than adults to receive timely, appropriate, and quality health care, with differences found across a wide array of treatments ranging from preventive screening and early detection to the management of chronic illness and acute

¹⁷ *Id.* at 91–103.

¹⁸ Andrew P. Wilper, *et al.*, *Health Ins. and Mortality in US Adults*, AM. J. PUB. HEALTH, Dec. 2009, at 2289, 2292.

conditions such as heart attacks.¹⁹ As with the earlier IOM research, subsequent studies found that the absence of health insurance significantly affected the health outcomes of patients with the most serious conditions, such as cancer, principally because of delayed diagnosis.²⁰

A range of studies have shown that uninsured adults, especially those without insurance for over a year, have more unmet health needs than those adults with stable coverage, because they encounter greater barriers to early detection and treatment of chronic illnesses, delay seeking medical care, and even forgo necessary care for potentially serious symptoms.²¹ The IOM studies show that uninsured patients with chronic diseases are less likely to receive appropriate care to manage their conditions and have worse clinical outcomes than insured patients.²² The IOM studies also show that uninsured patients who are hospitalized are more likely to die in the hospital, receive fewer services, and experience

¹⁹ CARE WITHOUT COVERAGE, *supra* note 16, at 47–90 (reviewing the empirical literature on the association between insurance and health care and health outcome).

²⁰ John Z. Ayanian, *et al.*, *Unmet Health Needs of Uninsured Adults in the United States*, JAMA, Oct. 25, 2000, at 2061.

²¹ *Id.*; CARE WITHOUT COVERAGE, *supra* note 16, at 47–90; J. Michael McWilliams, *Health Consequences of Uninsurance Among Adults in the United States: Recent Evidence and Implications*, MILBANK Q, June 2009, at 443, 485.

²² CARE WITHOUT COVERAGE, *supra* note 16, at 57–71.

adverse medical events due to negligence than insured patients.²³ Further, the IOM studies have found that uninsured patients are more likely to experience worse health outcomes; longitudinal population-based mortality studies find a higher risk of dying for the uninsured than among those with private insurance coverage.²⁴

Finally, the IOM research extended beyond the individual impact of being uninsured and considered community-wide effects of populations at elevated risk for being uninsured. The IOM concluded that communities with high rates of uninsured have worse access to health care and report higher proportions of low income families who report fair to poor health, as opposed to communities with low uninsured rates.²⁵ Hospitalization rates for conditions amenable to early treatment with ambulatory care are higher in communities experiencing a greater proportion of lower income and uninsured residents, including both access problems and greater severity of illness.²⁶ Finally, the incidence of vaccine-preventable and communicable disease was shown to be higher in areas with high

²³ *Id.* at 73–76.

²⁴ *Id.* at 80–82.

²⁵ Comm. on the Consequences of Uninsurance; Bd. on Health Care Servs. (HCS); & Inst. of Med. (IOM), A SHARED DESTINY: COMMUNITY EFFECTS OF UNINSURANCE 140 (The National Academies Press ed. 2003) [hereinafter “COMMUNITY EFFECTS OF UNINSURANCE”].

²⁶ *Id.* at 142.

uninsured rates that experience chronic underfunding of local public health agencies.²⁷

Cognizant of this strong, well-documented correlation between insurance coverage and health,²⁸ Congress enacted the ACA to improve the public health by providing near-universal coverage, nationwide.

Studies published subsequent to ACA enactment have borne out the wisdom of Congress' decision to improve access to health care through insurance reform as a strategy for improving the health of the nation. In this regard, two seminal studies are instructive. The first study examined the impact on adult mortality of Massachusetts' 2006 health reform law, which is widely regarded as the prototype for the ACA.²⁹ That study found that, compared to adults of similar socioeconomic characteristics living in other states, adults in Massachusetts experienced a 2.9% drop in mortality in the wake of health reform. The most dramatic results were seen in Massachusetts counties with the lowest incomes and the highest rates of uninsured adults. The authors concluded that such results

²⁷ *Id.* at 147.

²⁸ *See supra* notes 7 and 14 and accompanying text.

²⁹ Benjamin D. Sommers, MD, PhD; Sharon K. Long, PhD; and Katherine Baicker, PhD, *Changes in Mortality after Massachusetts Health Care Reform: A Quasi-experimental Study*, *Ann. Intern. Med.*, May 2014, at 585, <http://annals.org/article.aspx?articleid=1867050> (Accessed online Oct. 14, 2014).

could be attributed to significant gains in health insurance coverage and access to health care for conditions such as diabetes or cardiovascular disease that threaten life and health but are amenable to treatment.

The second study, which was nationwide, directly examined the effects of the ACA's first open enrollment period on health insurance coverage and access to health care. This study found more than a five percentage point drop between Fall 2013 and April 2014 in the uninsured rate among U.S. adults.³⁰ The drop in the proportion of uninsured Americans coincided with the 2013-2014 open enrollment period, meaning that the first open enrollment period under the new law is associated with a 25% decline in the proportion of nonelderly Americans who are uninsured. The most significant gains were seen among sub-populations at highest risk for being uninsured, and gains in coverage for people with incomes falling within the premium subsidy eligibility range were significant in all states. Expanded insurance coverage was accompanied by significant, measurable gains

³⁰ Benjamin D. Sommers, M.D., Ph.D., et al., *Health Reform and Changes in Health Insurance Coverage in 2014*, *New Eng. J. Med.*, Aug. 28, 2014, at 867, 871, <http://www.nejm.org/doi/full/10.1056/NEJMSr1406753> (Accessed online Oct. 14, 2014).

in access to care and a significant decline in the proportion of adults who reported being unable to afford medical care.³¹

II. BECAUSE OF THE PROVEN NEXUS BETWEEN INSURANCE COVERAGE AND HEALTH STATUS, THE ACA WAS INTENDED TO ACHIEVE NEAR-UNIVERSAL HEALTH INSURANCE COVERAGE IN ALL STATES.

A. The Overriding Purpose Of The ACA Was To Enact National Health Reform, Specifically By Ensuring The Availability Of Affordable Health Insurance Coverage For All Americans.

1. The Purpose Of The ACA Was To Enact Comprehensive Health Reform On A National Scale.

Aware of the link between coverage and health outcomes, Congress set national public health improvement goals that hinged on achieving near-universal coverage. The ACA's text evinces Congressional intent to raise the health of the entire American population – not just those people who happened to live in states that operated their own exchanges without federal assistance. For instance, Congressional findings make clear that being uninsured burdens the national economy and interstate commerce. ACA § 1501(a)(2), codified at 42 U.S.C. § 18091(2) (2011). By extending the coverage mandate to all Americans, Congress intended to improve the national health and reduce the annual costs of \$207 billion to the national economy from the poorer health and shorter lifespan of

³¹ *Id.* at 870.

the uninsured. ACA § 1502(a)(2)(E), codified at 42 U.S.C. § 18091(2)(E).

Making affordable coverage available nationwide would enable Congress to achieve national health reform over time.

Congress signaled its intent in the ACA to couple a nationwide system of affordable insurance with other national strategies to improve the public health. For instance, the ACA directed the Secretary of Health and Human Services (“Secretary”) to identify national priorities to establish a national strategy to improve the delivery of health care services, patient health outcomes, and population health. ACA § 3001, codified at 42 U.S.C. § 280j (2011). The ACA directed the President to establish the National Prevention, Health Promotion, and Public Health Council to coordinate and lead all federal departments and agencies on prevention, wellness and health promotion practices, the public health system, and integrative health care strategy nationwide. ACA § 4001(a), codified at 42 U.S.C. § 300u-10 (2011). Congress further directed the Secretary to undertake a “national public-private partnership for a prevention and health promotion outreach and education campaign to raise public awareness of health improvement across the life span.” ACA § 4004(a), codified at 42 U.S.C. § 300u-12(a) (2011). These national programs demonstrate that the ACA is a comprehensive health care reform effort on a truly national scale.

2. The ACA's Structure Underscores That Exchanges Exist As A *National Public Health Intervention To Connect Americans To Affordable Coverage.*

The health insurance exchanges are one element of the ACA's national health care reform strategy. Under the ACA, Congress used the concept of an exchange to connect the uninsured to affordable coverage throughout the nation. The Plaintiffs-Appellants' position that seeks to deny Premium Tax Credits to an otherwise eligible taxpayer based on her state of residence contravenes Congressional intent, defies logic, and leads to absurd results.

Were Congress naïve enough to assume that states would operationalize an exchange due solely to the alleged carrot/stick of subsidies, the ACA would not include an FFE fallback.³² Rather, to bring about national health care reform under the ACA, Congress designed the FFE to serve as an operational fallback to accomplish what a state either could not or would not do – operate an exchange for its citizens.³³ Irrespective of the entity running the exchange machinery, however, Congress intended the ACA to transform the national market for health insurance.

³² Medicaid and CHIP, for example, give states the option to participate in the program without any federal default system.

³³ For instance, seven states have partnered with the FFE to create a hybrid State Partnership Marketplace because of the practical and operational difficulties with building their own exchange structure. Two states, Idaho and New Mexico, elected to establish SBEs; however, for 2014, they are using the FFE website

(continued...)

Furthermore, Congress preserved (albeit in regulated form) the health insurance market outside the exchange structure, thereby ensuring that any individual who wished to discharge the personal responsibility obligation by buying coverage on the open market could do so. ACA § 1312(d), codified at 42 U.S.C. § 18032(d) (2011) (expressly preserving the operation of the private insurance market outside the exchange). What is evident from the fact that the ACA preserved a non-exchange health insurance market is that while exchanges ostensibly offer a marketplace for any individual or small business desiring to purchase coverage, their true mission is to ensure a means of connecting people who need financial assistance with health plans that have been certified for sale on both a subsidized and unsubsidized basis.

Viewed in this light, the existence of a national structure to undergird the ACA's exchange provisions – including the FFE fallback system for states that either could not or would not establish their own exchanges – makes perfect sense. Indeed, the position taken by Plaintiff-Appellants would bring about absurd results contrary to the ACA's purpose – not only by punishing residents of states that

platform. Oregon and Maryland elected to establish SBEs, but their respective state website platforms, Cover Oregon and Maryland Health Connection, have experienced a number of technical problems that may require them to also rely on federal support for their exchanges in open enrollment 2015.

refuse to establish an exchange for political reasons, but also residents of states that ardently desire to operate their own exchange yet must depend on a federal platform for technical reasons. Given the myriad technical issues that have arisen as the states have attempted to construct and operationalize the web-based platform necessary to implement the ACA-mandated exchanges, to argue that Congress meant to place entire populations at heightened health risk simply because their states rely on a federal technology platform is legally and factually untenable. Accepting Plaintiffs-Appellants' myopic reading of the ACA would clearly and simply thwart the overriding stated goal of the legislation.

B. Eliminating The Premium Tax Credits And Thus Diminishing The Affordability And Likelihood Of Insurance In The Very States Whose Residents Most Need Coverage Would Eviscerate The Public Health Goals Of The ACA.

Congress envisioned that all Americans in need of assistance to obtain affordable coverage would receive it, thus benefiting the entire nation. The coverage mandate, applicable to all states – not just those that are willing and able to set up a SBE – is a central pillar of how Congress sought to ensure near-universal coverage. Given that creating a robust health insurance marketplace at an affordable cost was seen as the key to near-universal coverage, Congress recognized that federal subsidies, in turn, would be a key component to ensure affordability for residents of all states.

As described above, the FFE states, as a group, are poorer and have markedly worse population health status than the SBE states. This is especially true for minority populations in these states. They are also, for the most part, the same states that have eschewed federally-funded expansion of their Medicaid programs. They are the very states whose populations most need access to affordable health insurance, but who would be the *least* likely to achieve it in the absence of Premium Tax Credits.

The overriding statutory purpose of the ACA is clear. Interpreting a provision of the law in a manner that would essentially *eliminate* access to affordable health insurance for low income residents of two-thirds of the states – that happen to be those very states where residents are poorer and have markedly poorer health – would lead to an absurd result.

C. This Court Should Affirm The District Court’s Order To Avoid Conflicting With The Express Purpose Of The ACA And Causing Absurd Results.

An interpretation of an individual clause that produces absurdity in another part of the statute is not a permissible interpretation. *Kloekner v. Solis*, 133 S. Ct. 596, 606–07 (2012). A statute’s nominal plain language must give way if the plain language would conflict with Congress’s manifest purposes or lead to absurd results. “This Court, in interpreting the words of a statute, has some scope for adopting a restricted rather than a literal or usual meaning of its words where

acceptance of that meaning would lead to absurd results . . . or would thwart the obvious purpose of the statute” *In Re Trans Alaska Pipeline Rate Cases*, 436 U.S. 631, 643 (1978) (quoting *Comm’r v. Brown*, 380 U.S. 563, 571 (1965) (internal quotations omitted); *see also United States v. Kirby*, 74 U.S. 482, 486–87 (1868) (“All laws should receive a sensible construction . . . [and] [t]he reason of the law in such cases should prevail over its letter”).

In this case, the Premium Tax Credit is a critical element of the ACA to ensure that lower income Americans across the nation can afford coverage. If two-thirds of otherwise eligible Americans lose their Premium Tax Credit simply because of their state residence, the goals of the ACA – to improve the public health and bring about near-universal coverage – will be thwarted.

CONCLUSION

For the reasons set forth above and in the brief of the Appellee, *Amici Curiae* Public Health Deans, Chairs, and Faculty urge the Court to affirm the District Court’s order.

Dated: November 3, 2014

Respectfully submitted,

/s/ H. Guy Collier

H. Guy Collier *

Ankur J. Goel*

Cathy Z. Scheineson

Amandeep S. Sidhu

Lauren A. D’Agostino

MCDERMOTT WILL & EMERY LLP

The McDermott Building
500 North Capitol Street, NW
Washington, DC 20001
Telephone: 202.756.8000
Facsimile: 202-756-8087
gcollier@mwe.com

Counsel for *Amici Curiae*
* Counsel of Record

APPENDIX A: LIST AND DESCRIPTION OF AMICI CURIAE**DEANS****Craig H. Blakely, PhD, MPH****Professor and Dean**School of Public Health and Information Sciences
University of Louisville**Paul Brandt-Rauf, DrPH, MD, ScD****Professor and Dean**School of Public Health
Environmental & Occupational Health Sciences
University of Illinois at Chicago**Paul D. Cleary, Ph.D.****Dean and Anna M.R. Lauder Professor of Public Health**

Yale School of Public Health

José F. Cordero, MD, MPH**Professor and Dean**Graduate School of Public Health
Medical Sciences Campus
University of Puerto Rico**Gregory Evans, Ph.D., M.P.H.****Dean**Jiann-Ping Hsu College of Public Health
Georgia Southern University**John R. Finnegan, Jr., PhD.****Professor and Dean**University of Minnesota School of Public Health
Assistant Vice President for Public Health at the University of Minnesota**Lynn R. Goldman, M.D., M.S., M.P.H.****Dean, Michael and Lori Milken Dean****Professor of Environmental and Occupational Health**GW Milken Institute School of Public Health
Dean, School of Public Health and Health Services

Richard S. Kurz, PhD
Professor and Dean
UNTHSC School of Public Health

Robert F. Meenan, MD, MPH, MBA
Dean
Boston University School of Public Health

Philip C. Nasca, MS, Ph.D., FACE
Dean, School of Public Health
Professor of Epidemiology
University at Albany

Michael G. Perri, PhD, ABPP
Dean, College of Public Health and Health Professions
The Robert G. Frank Endowed Professor of Clinical and Health Psychology
University of Florida

Martin A. Philbert, PhD
Dean and Professor
School of Public Health
University of Michigan

George G. Rhoads, MD, MPH
Interim Dean
Rutgers School of Public Health

Edwin Trevathan, M.D., M.P.H.
Dean, College for Public Health and Social Justice
Professor of Epidemiology, Pediatrics, and Neurology
Saint Louis University

CHAIRS**Robert W. Blum, MD****William H. Gates Sr. Chair**Department of Population, Family & Reproductive Health
Johns Hopkins Bloomberg School of Public Health**Kyle L. Grazier, Dr.P.H., M.P.H.****Chair, Department of Health Management and Policy**School of Public Health
University of Michigan**Paula Lantz, Ph.D.****Chair of the Department of Health Policy**Professor of Health Policy
GW Milken Institute School of Public Health**Laura Rudkin, Ph.D.****Professor and Chair**Centennial Chair in Preventive Medicine & Community Health
The University of Texas Medical Branch**Oladele A. Ogunseitan, PhD, MPH****Professor of Public Health****Professor of Social Ecology****Chair, Department of Population Health & Disease Prevention**Director of Research Education, Training and Career Development
Institute for Clinical and Translational Science
University of California, Irvine**José Szapocznik, Ph.D.****Professor & Chair, Department of Public Health Sciences**Professor of Architecture, Psychology, and Counseling Psychology & Educational
ResearchDirector, Miami Clinical & Translational Science Institute
University of Miami Miller School of Medicine

PROFESSORS

Taylor L. Burke, J.D., L.L.M.
Associate Professor of Health Policy
GW Milken Institute School of Public Health
Department of Health Policy

John A. Graves, Ph.D.
Assistant Professor
Vanderbilt University School of Medicine
Department of Health Policy
Institute for Medicine and Public Health

Peter Jacobson, JD, MPH
Professor of Health Law and Policy
Director, Center for Law, Ethics, and Health
University of Michigan School of Public Health

Leighton Ku, Ph.D., M.P.H
Professor of Health Policy
GW Milken Institute School of Public Health
Department of Health Policy

Jeffrey Levi, Ph.D.
Executive Director
Trust for America's Health
Professor of Health Policy
George Washington University

Jay Maddock, Ph.D.
Professor & Director
Office of Public Health Studies
University of Hawaii at Manoa

Wendy K. Mariner
Edward R. Utey Professor of Health Law
School of Public Health
Professor of Law
School of Law
Boston University

Michelle M. Mello, J.D., Ph.D.
Professor of Law, Stanford Law School
Professor of Health Research and Policy
Stanford University School of Medicine

Sara Rosenbaum, J.D.
Harold and Jane Hirsh Professor of Health Law and Policy
GW Milken Institute School of Public Health
Department of Health Policy

Benjamin Sommers, M.D., Ph.D.
Assistant Professor of Health Policy and Economics
Harvard School of Public Health
Health Policy and Management

Katherine Swartz, PhD
Professor of Health Economics and Policy
Department of Health Policy and Management
Harvard School of Public Health

Joel Teitelbaum, J.D., LL.M.
Associate Professor and the Vice Chair for Academic Affairs
GW Milken Institute School of Public Health
Department of Health Policy

Jane Hyatt Thorpe, J.D.
Associate Professor of Health Policy
GW Milken Institute School of Public Health
Department of Health Policy

Susan F. Wood, Ph.D.

Associate Professor of Health Policy and of Environmental & Occupational Health

GW Milken Institute School of Public Health

Department of Health Policy

APPENDIX B: DATA TABLES

Table 1: Number and Characteristics of Nonelderly³⁴ Residents of Federally-Facilitated Exchange vs. State-Based Exchange³⁵ States in 2013³⁶

Population Criteria	“Federal” Includes Partnership States But Excludes Original State-Based States		Total United States
	State-Based Exchange States	Federally-Facilitated Exchange States	
Number of States, Including D.C.	17	34	51
Total nonelderly population (millions)	93.2	171.6	264.8
People with incomes below 100% of poverty (millions)	15.0	29.7	44.7
% of people below 100% of poverty	16.1%	17.3%	16.9%
People with incomes between 100%-400% of poverty (millions)	42.4	84.8	127.2

³⁴ Universe consists of the civilian non-institutionalized population for whom poverty status is determined.

³⁵ Includes states that have elected to establish a state exchange, but are using the federal IT platform.

³⁶ These items are based on analyses of the U.S. CENSUS BUREAU, 2013 American Community Survey,

<http://factfinder2.census.gov/faces/nav/jsf/pages/searchresults.xhtml?refresh=t>.

Table 2: Estimated Number of People Receiving Federal Premium Tax Credits, Average Monthly Value of Tax Credits, and Annual Value of Tax Credits in Federally-Facilitated Exchange States as of April 2014^{37,38,39}

Federally-Facilitated Exchange State	Estimated Number of People Receiving Tax Credits (1000s)	Percent of Exchange Enrollees Receiving Tax Credits	Average Monthly Tax Credit Value (\$/person)	Estimated Annual Value of Tax Credits (million \$) ⁴⁰
TOTAL, FFE States	4,685.8	87%	\$264	\$14,821
Alabama	83.2	85%	\$258	\$258
Alaska	11.3	88%	\$413	\$56
Arizona	92.5	76%	\$159	\$176
Arkansas	39.1	89%	\$293	\$137
Delaware	11.4	81%	\$263	\$36
Florida	895.2	91%	\$278	\$2,987
Georgia	275.4	87%	\$287	\$948
Idaho	70.0	91%	\$207	\$174
Illinois	167.5	76%	\$202	\$406
Indiana	117.9	89%	\$336	\$475
Iowa	24.5	83%	\$242	\$71
Kansas	45.0	78%	\$223	\$121
Louisiana	89.6	88%	\$314	\$337
Maine	39.8	89%	\$344	\$164
Michigan	237.1	87%	\$246	\$700
Mississippi	57.8	94%	\$415	\$288
Missouri	129.5	85%	\$286	\$444
Montana	31.5	85%	\$246	\$93

³⁷ Estimates based on data reported as of April 2014 as reported in Amy Burke, Arpit Misra, and Steven Sheingold, *Premium Affordability, Competition, and Choice in the Health Insurance Marketplace, 2014*, Office of the Assistant Secretary for Planning and Evaluation (ASPE), HHS, June 18, 2014 (<http://aspe.hhs.gov/health/reports/2014/Premiums/2014MktPlacePremBrf.Pdf>).

³⁸ Universe consists of the civilian non-institutionalized population for whom poverty status is determined.

³⁹ Includes Idaho and New Mexico, which as of the date of the ASPE study, had elected to establish a state-based Exchange but used the federal IT platform.

⁴⁰ The estimated annual value is the product of the number of tax credit recipients times the average value times 12 months.

Federally-Facilitated Exchange State	Estimated Number of People Receiving Tax Credits (1000s)	Percent of Exchange Enrollees Receiving Tax Credits	Average Monthly Tax Credit Value (\$/person)	Estimated Annual Value of Tax Credits (million \$)⁴⁰
Nebraska	37.4	87%	\$214	\$96
New Hampshire	31.0	76%	\$290	\$108
New Jersey	135.9	84%	\$317	\$517
New Mexico	25.3	78%	\$214	\$65
North Carolina	325.4	91%	\$300	\$1,171
North Dakota	9.0	84%	\$218	\$24
Ohio	131.5	84%	\$250	\$394
Oklahoma	54.7	79%	\$202	\$133
Pennsylvania	257.6	81%	\$246	\$761
South Carolina	104.1	87%	\$283	\$354
South Dakota	11.8	89%	\$271	\$38
Tennessee	121.1	78%	\$195	\$283
Texas	616.4	84%	\$233	\$1,723
Utah	73.6	86%	\$159	\$140
Virginia	177.4	82%	\$254	\$541
West Virginia	17.1	85%	\$302	\$62
Wisconsin	127.2	90%	\$316	\$482
Wyoming	11.1	93%	\$422	\$56

Table 3: Health Insurance Coverage by Age in 34 States Electing Not to Establish a State-based Exchange⁴¹

	Residents of Federally-Facilitated Exchange States	Total United States
Total Uninsured Population (2013) (mil) ⁴²	30.6	45.2
Millions of uninsured adults, 18-44 years (2013)	17.9	26.7
Millions of uninsured adults, 45-64 years (2013)	8.7	12.8
% of people uninsured, all ages (2013)	15.1%	14.5%

⁴¹ Universe consists of the civilian non-institutionalized population for whom poverty status is determined

⁴² These items are based on analyses of the ACS. *See id.*

Table 4: Economic and Health Insurance Status of Minority Populations: States Electing State-based Exchanges versus States Electing Not to Establish a State-based Exchange

	Residents of State-Based Exchange States	Residents of Federally-Facilitated States	Total United States
Non-Hispanic African-Americans			
Millions of Non-Hispanic African-Americans between 100%-400% of poverty (2013) ⁴³	4.0	15.0	19.0
% of Non-Hispanic African-Americans who are between 100%-400% of poverty (2013)	46.4%	51.5%	50.3%
Millions of Uninsured Non-Hispanic African-Americans between 100%-400% of poverty (2013)	0.5	2.6	3.1
% of Non-Hispanic African-Americans between 100%-400% of poverty who are uninsured (2013)	12.7%	17.6%	16.6%
Hispanics			
Millions of Hispanics between 100%-400% of poverty (2013)	13.4	18.4	31.7
% of Hispanics who are between 100%-400% of poverty (2013)	59.1%	58.3%	58.6%
Millions of Uninsured Hispanics between 100%-400% of poverty (2013)	2.9	5.3	8.2
% of Hispanics between 100%-400% of poverty who are uninsured (2013)	21.5%	29.1%	25.9%

⁴³ All the data in Table 4 are based on analyses of the Census Bureau's March 2014 Current Population Survey ("CPS"), which indicates income and health insurance status in 2013. The data was tabulated using the U.S. CENSUS BUREAU, Current Population Survey (2014), CPS Table Creator, <http://www.census.gov/cps/data/cpstablecreator.html>.

Table 5: Key Health Indicators of State Residents: States Electing to Establish a State-based Exchange versus States Electing to Use the Federally-Facilitated Exchanges

Population Criteria	Residents of State-Based Exchange States	Residents of Federally-Facilitated Exchange States	Total United States
% of adults reporting they were unable to see a doctor in the past twelve months because of cost (2013) ⁴⁴	14.6%	16.6%	15.9%
Infant mortality rate (deaths per 1,000 births) (2009) ⁴⁵	5.6	7.1	6.6
% of infants born with low birth weight, under 2500 grams (2010) ⁴⁶	7.5%	8.5%	8.1%
% of adults who have ever been told by a doctor that they have diabetes (2013) ⁴⁷	9.5%	10.6%	10.3%

⁴⁴ Based on analyses of the Center for Disease Control and Prevention's 2013 Behavioral Risk Factor Surveillance System, http://www.cdc.gov/brfss/annual_data/annual_2013.html.

⁴⁵ Based on vital statistics data from the National Center for Health Statistics' Linked 2009 Birth/infant Death data set. See KAISER FAMILY FOUNDATION, *Infant Mortality Rate (Deaths per 1,000 Live Births), Linked Files, 2007-2009*, <http://kff.org/other/state-indicator/infant-death-rate/> (last visited Oct. 13, 2014). To compute aggregate infant mortality rates, we weighted each state's number of live births in 2010. See KAISER FAMILY FOUNDATION, *Number of Births*, <http://kff.org/other/state-indicator/number-of-births/> (last visited Oct. 13, 2014).

⁴⁶ Based on vital statistics data from the Centers for Disease Control and Prevention. See KAISER FAMILY FOUNDATION, *Births of Low Birthweight as a Percent of All Births by Race/Ethnicity*, <http://kff.org/other/state-indicator/low-birthweight-by-raceethnicity/> (last visited Oct. 13, 2014). To compute aggregate low weight birth rates, we weighted each state's number of live births in 2010. See KAISER FAMILY FOUNDATION, *Number of Births*, supra note 41.

⁴⁷ Based on analyses of the Center for Disease Control and Prevention's 2013 Behavioral Risk Factor Surveillance System, http://www.cdc.gov/brfss/annual_data/annual_2013.html.

Population Criteria	Residents of State-Based Exchange States	Residents of Federally-Facilitated Exchange States	Total United States
% of adults who are overweight or obese (2013) ⁴⁸	60.9%	65.3%	63.8%
% of people living in Medically Underserved Areas (2010) ⁴⁹	10.1%	12.4%	11.6%

⁴⁸ Based on reported weights and heights and computed body mass indices greater than 25 kg/meter squared as reported in the CDC's 2013 Behavioral Risk Factor Surveillance System, http://www.cdc.gov/brfss/annual_data/annual_2013.html.

⁴⁹ These items are based on the state percentage living in medically underserved areas in 2010. See NATIONAL WOMEN'S LAW CENTER, *People in Medically Underserved Areas (%)*, <http://hrc.nwlc.org/status-indicators/people-medically-underserved-areas> (last updated June 7, 2010). To aggregate total percentages, we weighted each state's percentage by the number of people in the state based on US Census Bureau Intercensal Population Estimates as of July 1, 2010, <http://www.census.gov/popest/data/intercensal/state/state2010.html>.

CERTIFICATE OF COMPLIANCE WITH D.C. CIRCUIT RULE 29(D)
REGARDING SEPARATE BRIEFING

Pursuant to D.C. Circuit Rule 29(d), undersigned counsel for *amici curiae* certify that a separate brief is necessary because the substantive argument contained herein is different from that presented by the parties and other *amici*. *Amici curiae* are deans, chairs, and faculty members of some of the leading public health schools in the United States. *Amici curiae* are engaged in the policy as well as the science of protecting and improving the health of communities. Thus, *amici curiae* are particularly well-suited to discuss the resulting public health implications, as well as to provide the Court with background on the literature that establishes the direct link between health insurance and health status.

Dated: November 3, 2014

Respectfully submitted,

/s/ H. Guy Collier _____

H. Guy Collier

MCDERMOTT WILL & EMERY LLP

500 North Capitol Street, NW

Washington, DC 20001

Telephone: 202.756.8000

Facsimile: 202-756-8087

gcollier@mwe.com

Counsel for *Amici Curiae*

CERTIFICATE OF COMPLIANCE

1. This brief complies with the type-volume limitation of Fed. R. App. P. 32(a)(7)(B) because this brief contains **9,451** words, excluding the parts of the brief exempted by Fed. R. App. P. 32(a)(7)(B)(iii).

2. This brief complies with the typeface requirements of Fed. R. App. P. 32(a)(5) and the type style requirements of Fed. R. App. P. 32(a)(6) because this brief has been prepared in a proportionally spaced typeface using Microsoft Word 2003 in Times New Roman, 14-point type.

Dated: November 3, 2014

Respectfully submitted,

/s/ H. Guy Collier

H. Guy Collier

MCDERMOTT WILL & EMERY LLP

The McDermott Building

500 North Capitol Street, NW

Washington, DC 20001

Telephone: 202.756.8000

Facsimile: 202-756-8087

gcollier@mwe.com

Counsel for *Amici Curiae*

CERTIFICATE OF SERVICE

I hereby certify that on this 3rd day of November 2014, I caused the foregoing *Amicus Curiae* Brief of Public Health Deans, Chairs, and Faculty in Support of Appellee to be electronically filed using the Court's CM/ECF system, which served a copy of the document on all counsel of record in the case.

/s/ Ankur J. Goel _____

Ankur J. Goel

MCDERMOTT WILL & EMERY LLP

The McDermott Building

500 North Capitol Street, NW

Washington, DC 20001

Telephone: 202.756.8000

Facsimile: 202-756-8087

agoel@mwe.com

Counsel for *Amici Curiae*